



## JTA 24 – Our drawbar lowloader-trailer

In the process of permanent technical development of our lowloader-trailers we designed our trailer type JTA 24 for the transport of inseparable goods such as combines and forage harvesters. Especially for this trailer we designed a single-wheel-suspension which is equipped with a patented stabiliser (Pat.-No. DBGM 299.14.803.3).



The JTA 24 is equipped with a Tridac dual-circuit hydraulic steering-system for the rear axle. Even with truck-trailer-combinations that exceed a total length of 23 metres and a width of 3 metres it is possible to stay within the curve radius required under §32 Abs. 2 StVZO allowing for a permanent permit for oversize road transport in Germany and most EU-countries.



The rear axle is mated to the chassis via a dog clutch and is secured by two securing-bolts. Thanks to the dog clutch the rear axle can be easily steered away from the loading area by a steel lever or optionally via an air-motor. When the axle is decoupled the trailer can be loaded from the rear at almost ground level along the entire width.

The chassis is custom-built to fit your requirements for convenient loading and safe driving. It is available in different lengths and optionally as an extending chassis. The lowbed can be equipped with slideable, fixed wheel-wells or ramps that extend up to a total width of 3,0 metres. For combines and forage harvesters we developed an axle-support to reduce loading-time and enhance transport-safety.

All of our lowloader-trailers are made of high tensile steel to reduce weight in combination with highest stability. There is also an ultra-light version available.

We will be pleased to give you more information and specifications if requested





## Technical Data (standard)

### Dimensions

Total length including drawbar	app. 10.980 mm
Drawbar extension	up to 1.000 mm
Lowbed length	app. 5.500 mm
Lowbed extension	up to + 2.500 mm
Width	2.550 mm (up to 3.000 mm)
Length front plateau	app. 1.600 mm
Ground clearance	app. 150 – 200 mm
Loading height lowbed	app. 400 mm
Loading height wheel-wells	app. 230 mm

### Weights

Gross vehicle weight	24.000 kg
Permissible weight per axle	12.000 kg
Empty weight (basic configuration)	app. 5.800 kg

## Contact



Guido Göcke  
 phone +49.2588.9311-36  
 mobile +49.160.90583316  
 email [guido.goecke@gebr-recker.de](mailto:guido.goecke@gebr-recker.de)

